



WORLD TRADE CENTER®
UTAH

Utah Monthly Export Report

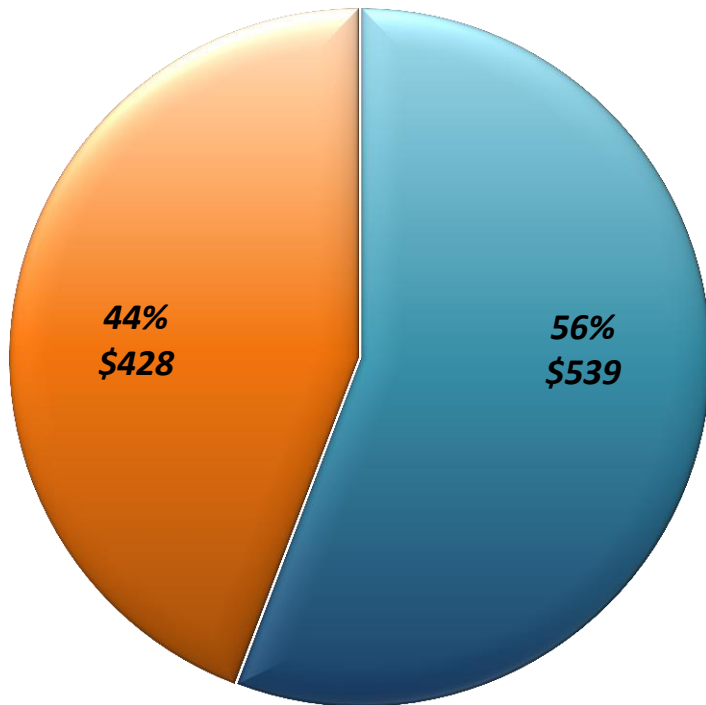
August 2014

Metals Export as % of Top 5 Utah Exports

■ Metals (NAICS 212 & 331)

■ Top 5 Utah Exports

(Millions of US \$)



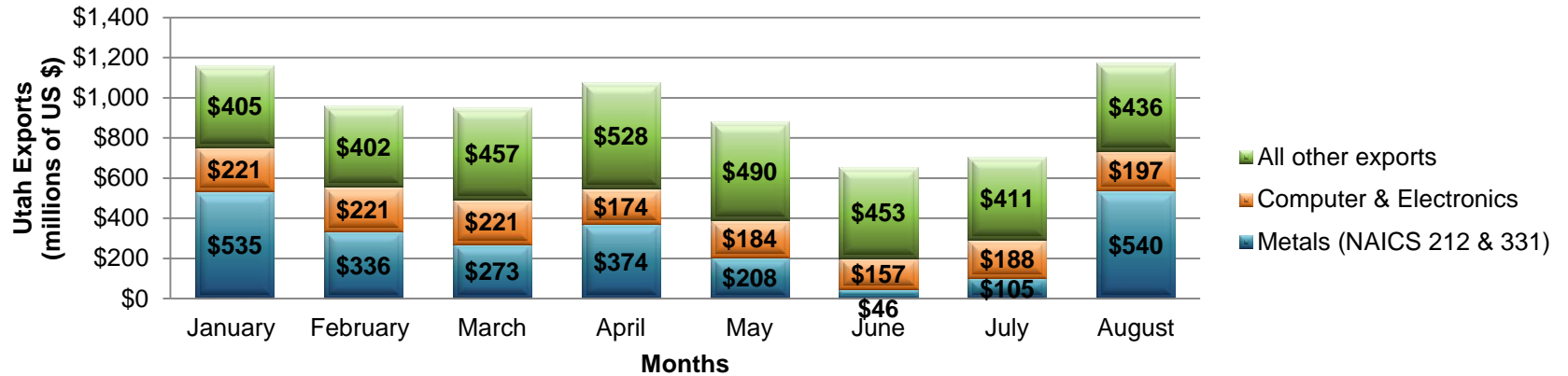
Export of Metals (NAICS 212 & 331) saw a great increase in the month of August. While other exports did not experience large fluctuations, Metals (NAICS 212 & 331) experienced quite a bit of change. The dramatic increase in export of Metals in August helped Utah achieve the highest amount of exports in 2014.



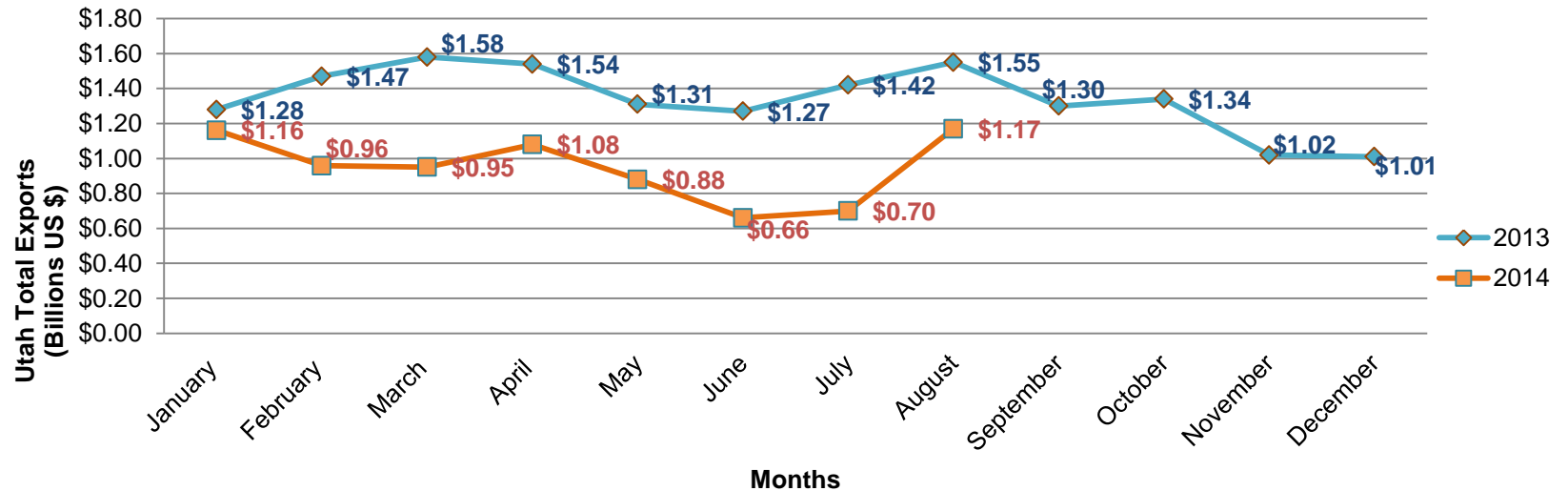
Utah Export Stats 2014			
	August 2014	August 2013	% change 2014-2013
Total Exports	\$ 1,173,546,171	\$ 1,554,714,413	-24.52%
Top 5 Industries (NAICS)			
*Metals (NAICS 212 & 331)	\$539,726,919	\$878,903,151	-38.59%
334 Computer & Electronic Products	\$197,444,433	226,448,227	-12.81%
311 Food & Kindred Products	\$89,098,983	\$89,467,505	-0.41%
325 Chemicals	\$79,128,255	\$71,585,203	10.54%
336 Transportation Equipment	\$62,038,174	\$75,462,529	-17.79%
Top 5 Destinations (ranked by \$ value)			
United Kingdom	\$428,296,670	\$11,858,932	3511.60%
Canada	\$103,836,107	110,259,279	-5.83%
China	\$85,609,791	\$108,917,950	-21.40%
Mexico	\$73,244,414	\$43,145,627	69.76%
Taiwan	\$67,173,972	\$31,028,824	116.49%
	2014 through August	2013 through August	% change 2014-2013
Total Exports	\$ 7,561,992,913	\$ 11,428,807,553	-33.83%
Top 5 Industries (NAICS)			
Metals (NAICS 212 & 331)	\$2,417,262,055	\$6,437,673,267	-62.45%
334 Computer & Electronic Products	\$1,532,718,533	\$1,671,023,449	-8.28%
325 Chemicals	\$676,805,455	\$617,685,905	9.57%
311 Food & Kindred Products	\$703,172,616	\$546,615,587	28.64%
336 Transportation Equipment	\$584,781,731	\$517,488,380	13.00%
Top 5 Destinations (ranked by \$ value)			
Hong Kong	\$1,226,345,318	\$4,068,462,193	-69.86%
Canada	\$935,836,151	\$894,633,981	4.61%
United Kingdom	\$621,347,130	\$1,148,036,870	-45.88%
China	\$592,389,718	\$1,020,162,234	-41.93%
Mexico	\$464,335,042	\$349,777,102	32.75%



Breakdown of Utah Exports in 2014 (millions of US \$)



Total Year-to-date Utah Exports in Billions of US \$



Source: U.S. Census Bureau, www.usatradeonline.gov



WORLD TRADE CENTER®
UTAH